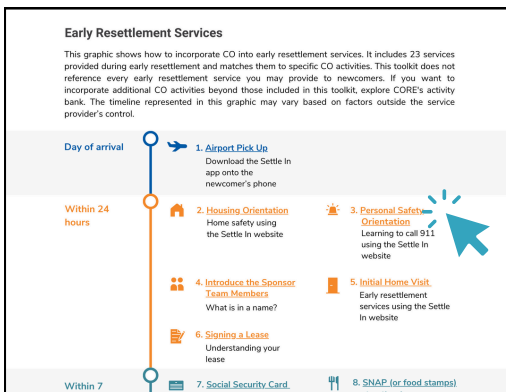


A Step-by-Step Guide For Sponsors



Playing Videos from the Settle In Website

Steps to Play Videos from the Settle In Website



This image is from the [CO toolkit](#). The CO toolkit is a grab-and-go resource that teaches CO providers to incorporate key CO messages into the early resettlement services they are already providing, such as enrolling children in school or applying for health insurance. CORE's newcomer-facing Settle In resources are integrated throughout the CO toolkit.

Whenever the CO activity title includes the phrase "using the Settle In website," you will need to find and play a translated video from the [Settle In website](#). This guide provides step-by-step instructions on how to play videos from the Settle In website.

Personal Safety Orientation | Instructions Continued

STEP 6
Assist newcomers in navigating the [Settle In website](#) on their phones or computers. Under "Life in the U.S.," select the topic: Rights and Responsibilities. Then, select the tab: How to Interact with the Police in the United States. Play the video: "How to Interact with the Police in the United States" in Arabic, Burmese, Dari, English, Kinyarwanda, Pashto, Russian, Spanish, Swahili, or Ukrainian. This video is also available in Nepali.

STEP 7
Ask newcomers: Do you have any questions about how you should interact with the police or when you may need to interact with the police?

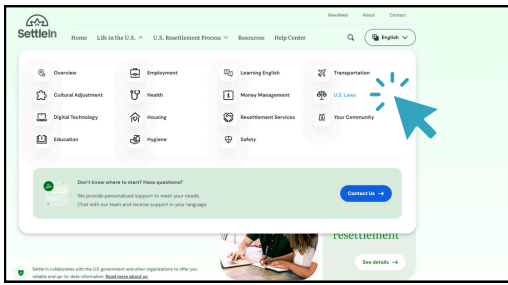
STEP 8
Explain to newcomers: You have the right to be treated fairly by police officers. If you are not treated fairly, you have the right to report an officer's behavior to the police department.

Step 1: Identify the Video

This image is from page two of the third early resettlement service: personal safety orientation. This service usually occurs within 24 hours from arrival to the United States. When providing this service, you will facilitate the CO activity: Learning to call 911 using the Settle In website.

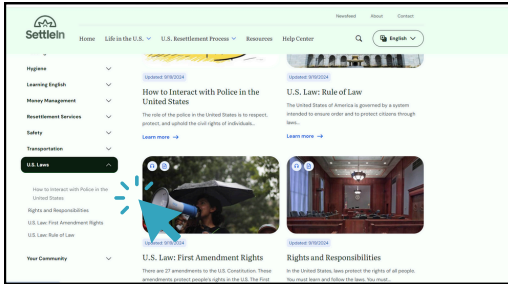
In step 6 of this CO activity, you are instructed to play the translated video: How to Interact with Police in the United States. Before playing this video for newcomers, consider watching it in a language you understand. This will help you answer their questions. Let's review how to play this video from the Settle In website.

Step 2: Find the Video



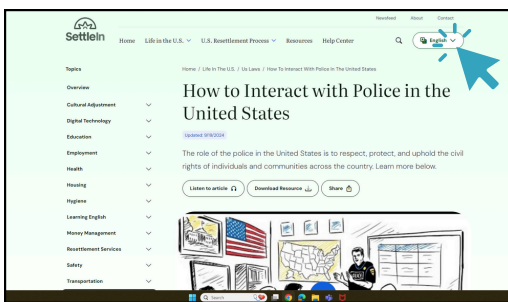
1

Visit Settlein.us.org. From the main page of the Settle In website, under "Life in the U.S.," select the topic: U.S. Laws.



2

From the U.S. Laws page, select the tab: How to Interact with Police in the United States.



3

Select your language. Then, play the video: [How to Interact with Police in the United States](#).



The content of this online lesson was developed under an agreement financed by the Bureau of Population, Refugees, and Migration, United States Department of State but do not necessarily represent the policy of that agency and should not assume endorsement by the Federal Government.